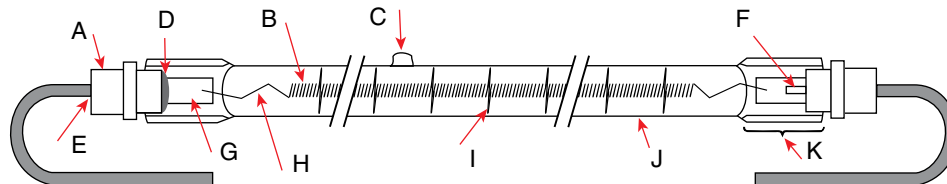


QIH REFERENCE GUIDE

GENERAL PROPERTIES OF A QIH LAMP

- A Base
- B Filament
- C Filling Tip
- D Cement
- E Lead Wire
- F Outer Lead Rod
- G Molybdenum Foil
- H Inner Lead
- I Support
- J Bulb (Envelope)
- K Seal



USHIO QIH PART NUMBER REFERENCE GUIDE

QIH240-1000 /

Glass Type / Jacket Type

- T = Translucent Quartz
- C = Clear
- R = Ruby
- = No Indication; Clear Quartz

Burning Position

- V = Vertical Burning
- = No Indication; Horizontal Burning

Reflector

- Z = White Coated Reflector
- = No Indication; No Reflector

Base Type

- B = Metal Clip Base
- E = R7s (Contact Type)
- S = Metal Sleeve w/Lead Wire
- C = Lead Wire; No Metal Sleeve
- L = Round Ceramic Base w/Lead Wire
- D = Flat Ceramic Base w/Lead Wire
- H = Flat Ceramic Base w/Lead Wire (no adhesive)

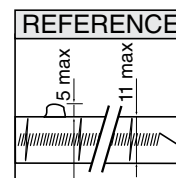
USHIO QIH REFERENCE NOTES

Dimensions

- MOL = Maximum Overall Length
- LL = Lighted Length (Filament Length) (Avg.)
- L1 = Contact to Contact Length

Lamp Notes

- F = Faston Terminal
- FR = Faston Receptacle
- FT = Faston Tab
- IW = Insulated Wire
- R = Ring Tongue Terminal
- S = Spade Tongue Terminal / Standard Lead Wire Length: 145mm
- SS = Silicon Sleeve



BASE TYPE OPTIONS

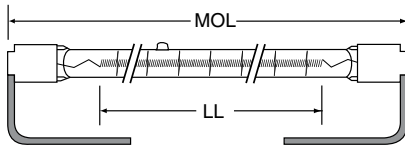


Fig. 1



Metal Sleeve with Lead Wire

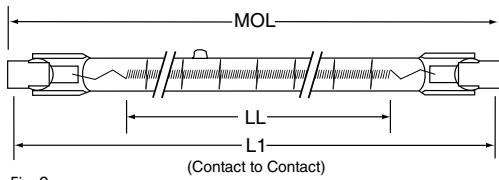


Fig. 2



R7s Contact Base

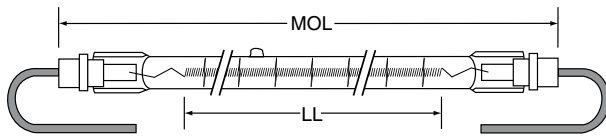


Fig. 3



Round Ceramic Base with Lead Wire

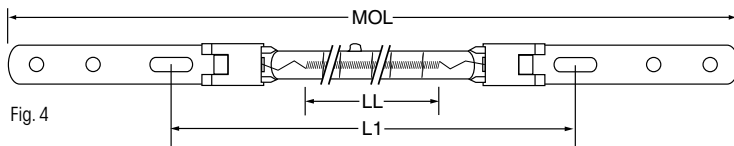


Fig. 4



Metal Clip Base

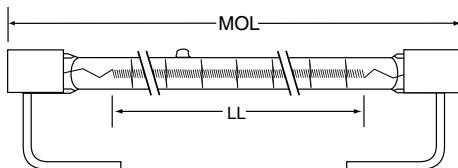


Fig. 5



Flat Ceramic Base with Lead Wire

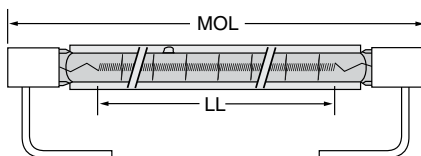


Fig. 6



Ruby/Clear Jacket

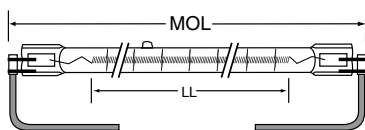


Fig. 7



Lead Wire without Metal Sleeve