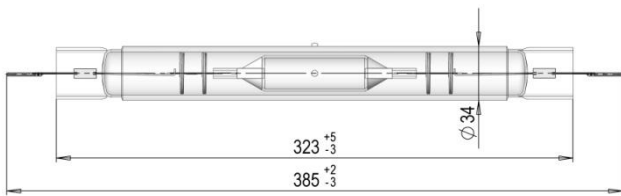


# HiLUX Gro™ AMH-DE600W/AGRO

Metal halide lamp for plant growth

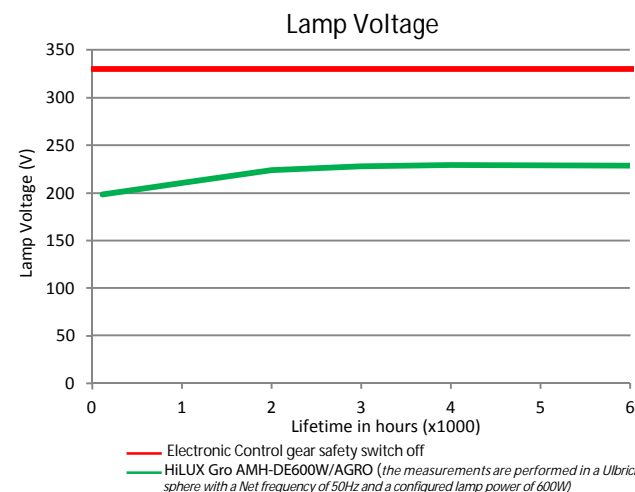
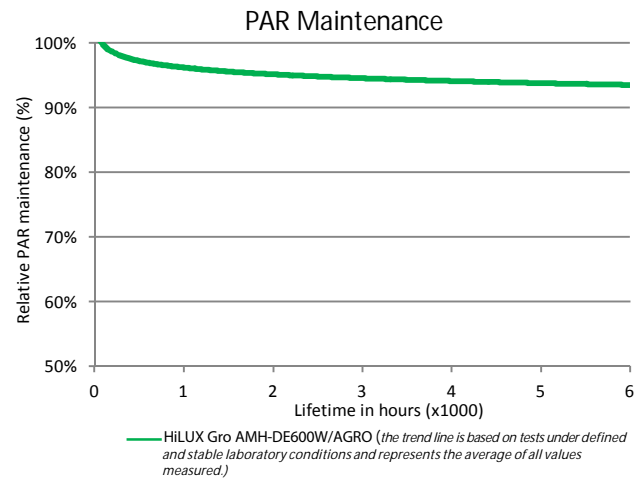
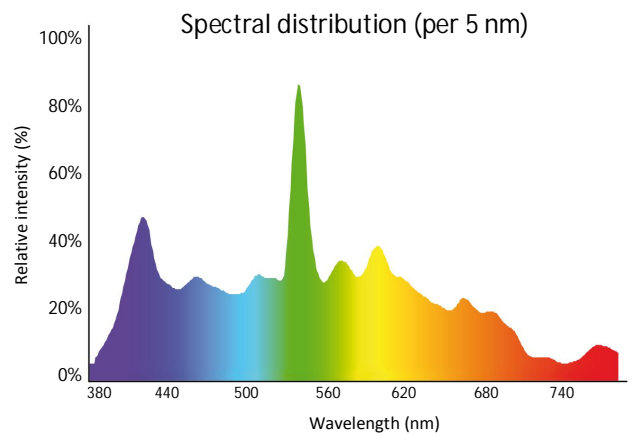
Application	Efficient grow lighting for professional greenhouses and turf lighting.
Description	<ul style="list-style-type: none"> <li>• Colour temperature similar to daylight</li> <li>• High blue light ratio and full spectrum output for healthy plant growth and robustness</li> <li>• Superior <math>\mu\text{mol}</math> output within the PAR spectral range (Photosynthesis Active Radiation)</li> <li>• High PAR maintenance over lifetime</li> <li>• Easy lamp change</li> <li>• Special lamp design optimised for usage in open luminaires</li> </ul>

## 1. Specifications



Designation	AMH-DE600W/AGRO
Part number	5003284
ILCOS-Code	MD-600/55-E220-cable-34/330

Lamp power	600 W
Lamp current	3.4 A
Lamp voltage	220 V
Ignition voltage	3.2 kV (peak to earth)
PAR	1 040 $\mu\text{mol/s}$
Colour temperature	5 500 K
Service lifetime	6 000 h
Power supply (PS)	600 W electronic / 100–150 kHz
PS output power	610 W
Base	cables for lamp holder K12X30S
Bulb contour	tubular
Bulb type	clear



## 2. Safety instructions for the operation of lamps in luminaires

---

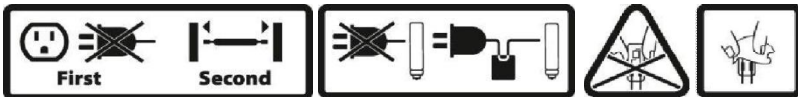


For the USA and Canada: ANSI type M\_/O for open rated luminaires according to ANSI C78.380 and C78.389

- Only operate the lamp in its designated operating position.
- Operating a lamp beyond its rated useful life is not recommended. The risk of a lamp burst increases with lamp age, temperature, improper operation and improper handling.
- Always use lamps in their intended luminaires, e.g. only in open luminaires as a closed luminaire will overheat the lamp.
- Do not use the lamp in close proximity of paper, cloth or other combustible material that can cause a fire hazard.
- Never touch the lamp when it is on, or soon after it has been turned off, as it is hot and will cause serious burns. Lamps should be allowed to cool down for a minimum of 10 minutes after the lamp is switched off.
- Do not look directly at the operating lamp for any period of time; this may cause serious eye injury.

## 3. Safety instructions for the lamp installation

---



- The lamps must be installed by an expert and operated in accordance with the mounting specifications into luminaires intended for this type of lamp, along with the components intended and suitable for that purpose.
- Always turn off the electrical power before inserting, removing, or cleaning the lamp.
- Never bump, drop, apply excessive stress, or scratch the lamp. This could cause the lamp to burst! Do not operate any lamps with any traces of scratches, cracks, or physical damage.
- Affix the lamp securely in the socket. Improper installations will cause electrical arcing, overheating and short life to lamp and socket.

### 3.1 Installing the lamp

1. Wear protective gloves to avoid fingerprints.
2. Make sure that the lamp is correctly positioned.
3. Insert the lamp in the luminaire.
4. Make sure that the lamp holders are correctly closed before operation.

## 4. Safety instructions for maintenance and inspection

---

- Always turn off the electrical power before inserting, removing, or cleaning the lamp.
- It is recommended to replace the lamp at or before the end of its rated life. Group relamping is always recommended.
- Clean any dirt, oil, or lint away from the lamp with alcohol and a lint-free cloth or tissue. Dirt or other contaminants will affect light output and may cause the lamp to overheat and decrease lamp life.
- Electrical connections should be clean and in good condition. Replace lamp holders and sockets when needed.

## 7. Usage and operation

---

- The lamp must be ignited at specified ignition voltage and operated at rated lamp power (+/- 3%).
- The power supply needs to comply with the specifications set out in the datasheet. The lamp technically can dim, but is then excluded from warranty.
- The lamp must be operated with switching cycle intervals which are longer than 180 minutes

## 8. Conformity

---

Compliance with standards and directives (including all applicable amendments):

- Low voltage directive 2014/35/EU
- RoHS directive 2011/65/EU
- EN 62035:2014 (Discharge lamps (excluding fluorescent lamps) – Safety specifications)