



## LU High Pressure Sodium

Ushio LU Series High Pressure Sodium lamps are highly efficient and produce a warm color. They are excellent for lighting large areas and are often used in street lighting, industrial high-bay, parks, and other commercial lighting uses where color rendering is not considered critical. Wattages range from 35 up to 400, and are available in single-ended, E26 medium and E39 mogul base.

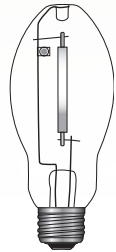
### FEATURES & BENEFITS

- High Efficacy 3 to 5 Times More Efficient than Incandescent
- Clear Bulb Finish
- Lamps are Manufactured to Standard ANSI Specifications
- Long Life

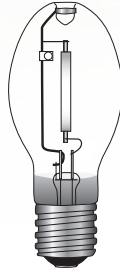
### APPLICATIONS

- Commercial and Industrial
- Flood Lighting
- Industrial High Bay
- Parking Lots and Garages
- Downlighting
- Security

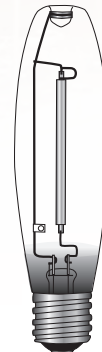
# SPECIFICATIONS



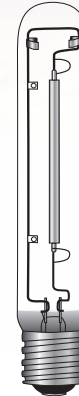
**ED17**  
E26 Base



**ED23 $\frac{1}{2}$**   
E39 Base



**ED18**  
E39 Base



**T15**  
E39 Base

Case Quantity: 12

Watts (W)	Ordering Code	Lamp Description	Bulb Type	Bulb Finish	Dimensions				Color Temp (K)	Initial Lumens (lm)	Avg Rated Life (h)	Ballast
					MOL (in / mm)	LCL (in / mm)						
<b>E26 Medium Screw Base</b>												
35	5000050	LU-35/MED, ED17	ED17	Clear	5.44	138	3.31	84	2000	2250	24000	S76HA-35
50	5000056	LU-50/MED, ED17	ED17	Clear	5.44	138	3.31	84	2000	4000	24000	S68LP-50
70	5000060	LU-70/MED, ED17	ED17	Clear	5.44	138	3.31	84	2000	6400	24000	S62LG-70
100	5000040	LU-100/MED, ED17	ED17	Clear	5.44	138	3.31	84	2000	9500	24000	S54SG-100
150	5000045	LU-150/MED, ED17	ED17	Clear	5.44	138	3.31	84	2000	16000	24000	S55RN-150
<b>E39 Mogul Screw Base</b>												
50	5000053	LU-50, ED23 $\frac{1}{2}$	ED23 $\frac{1}{2}$	Clear	7.31	186	5.00	127	2000	4000	24000	S68MS-50
70	5000057	LU-70, ED23 $\frac{1}{2}$	ED23 $\frac{1}{2}$	Clear	7.31	186	5.00	127	2000	6300	24000	S62ME-70
100	5000037	LU100, ED23 $\frac{1}{2}$	ED23 $\frac{1}{2}$	Clear	7.31	186	5.00	127	2000	9500	24000	S54SB-100
150	5000042	LU-150/55, ED23 $\frac{1}{2}$	ED23 $\frac{1}{2}$	Clear	7.31	186	5.00	127	2000	16000	24000	S55SC-150
250	5000047	LU-250, T15	T15	Clear	10.75	260	6.25	158	2000	28500	24000	S50VA-250
250	5001138	LU-250, ED18	ED18	Clear	9.75	248	5.75	146	2000	28500	24000	S50VA-250
400	5000051	LU-400, ED18	ED18	Clear	9.75	248	5.75	146	2000	48000	24000	S51WA-400
400	5001127	LU-400, T15	T15	Clear	11.50	292	6.88	175	2000	48000	24000	S51WA-400

 contains mercury  
contient du mercure



Manage in Accord with Disposal Laws  
[www.lamprecycle.org](http://www.lamprecycle.org) 1-800-895-8842

**⚠ CALIFORNIA PROPOSITION 65 WARNING:** These products can expose you to Mercury known to the state of California to cause birth defects or other reproductive harm. For more information, please go to: [www.p65warnings.ca.gov](http://www.p65warnings.ca.gov)

# USHIO