



## Uphoria™ PRO *Gold* LED BR (90+ CRI)

### LED BR Lamps Certified for California Title 20

Ushio America's Uphoria™ PRO Gold LED BR lamps are high efficient light sources certified for California Title 20. These are a direct replacement for Incandescent R/BR lamps offering smooth, quiet dimming (down to 10%).

Designed with a wide, soft beam to reduce glare these lamps feature high color rendering (90+ CRI) and save up to 93% in operating costs! Ushio America is proud to stand behind these 25,000 hour rated Uphoria PRO Gold LED BR lamps with a 5-year limited warranty.



### FEATURES & BENEFITS

- Direct Replacement for Incandescent R/BR Lamps
- Certified to California Title 20
- Suitable for use in Recessed Fixtures
- Smooth, Quiet Dimming (Down to 10%)
- Wide, Soft Beam that Reduces Glare
- Up to 93% Energy Saving
- 25,000 Hours Rated Life
- Suitable for use in Damp Locations
- High Color Rendering (90+ CRI)
- ENERGY STAR® Certified\*
- 5-Year Limited Warranty\*\*

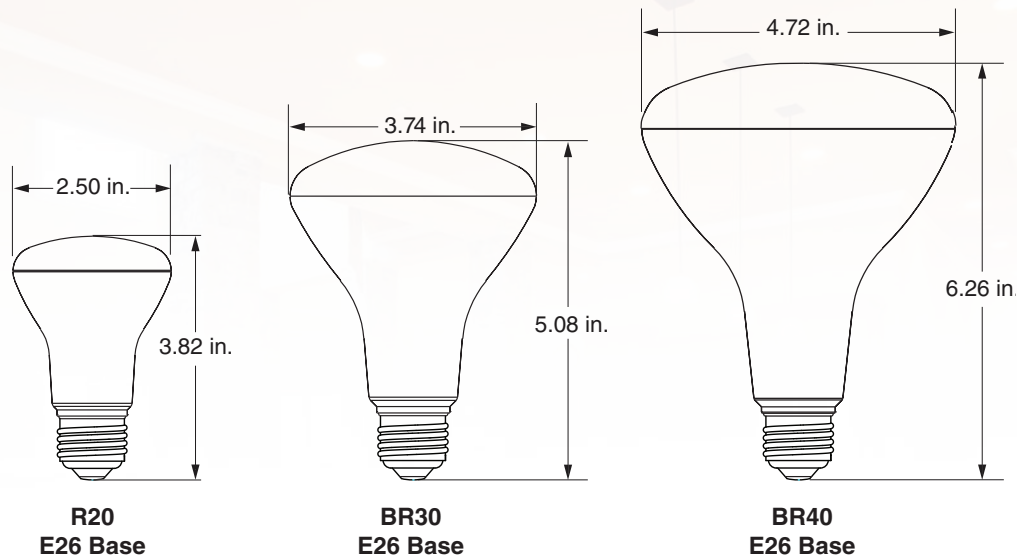
\* Applies to BR30 only

\*\* 5 years or 25,000 hours whichever comes first

### APPLICATIONS

- Recessed Lighting
- Hospitality Lighting
- Accent Lighting
- Restaurant Lighting
- Residential Lighting

# SPECIFICATIONS



Watts (W)	Ordering Code	Lamp Description	Bulb Type	Volts (V)	Color Temp (K)	Beam Angle	Lumens* (lm)	CRI	Avg** Life (h)	Case Qty.
5.5	1004945	UPHORIA PRO GOLD LED R20, WFL107, WW30	R20	120	3000	107°	525	90+	25,000	48
9	1004948	★ UPHORIA PRO GOLD LED BR30, WFL107, SW27	BR30	120	2700	107°	810	90+	25,000	24
9	1005134	UPHORIA PRO GOLD LED BR30, WFL107, SW27	BR30	120	2700	107°	810	90+	25,000	24
9	1004947	★ UPHORIA PRO GOLD LED BR30, WFL107, WW30	BR30	120	3000	107°	810	90+	25,000	24
9	1005112	UPHORIA PRO GOLD LED BR30, WFL107, WW30	BR30	120	3000	107°	810	90+	25,000	24
11	1004946	UPHORIA PRO GOLD LED BR40, WFL110, WW30	BR40	120	3000	110°	1000	90+	25,000	12

\* Photometric data is based on LM-79 tests.

\*\* Average life based on 70% lumen maintenance. LM-80 data available.

★ ENERGY STAR® Certified  
Discontinued - For Reference Only

## Electrical Specifications:

Driver: High Efficiency

Dimmable Down to 10%

Frequency: 60Hz

Power Factor: > 0.9

Dimming: See [www.ushio.com](http://www.ushio.com) for dimmer compatibility options.

# PHOTOMETRICS & SPECTRAL DISTRIBUTION CHARTS

## Photometrics

**Item 1004945**

ø(ft)	H(ft)	E(fc)
8.6	3.3	17.12
17.2	6.6	4.28
25.8	9.8	1.90
34.5	13.1	1.07
43.1	16.4	0.68
<b>107°</b>		<b>5.5W</b>
5.5W LED R20, WFL107, WW30		

**Item 1004948**

ø(ft)	H(ft)	E(fc)
8.5	3.3	27.91
16.9	6.6	6.98
25.4	9.8	3.10
33.8	13.1	1.74
42.3	16.4	1.12
<b>107°</b>		<b>9W</b>
9W LED BR30, WFL107, SW27		

**Item 1005134**

ø(ft)	H(ft)	E(fc)
8.5	3.3	27.91
16.9	6.6	6.98
25.4	9.8	3.10
33.8	13.1	1.74
42.3	16.4	1.12
<b>107°</b>		<b>9W</b>
9W LED BR30, WFL107, SW27		

**Item 1004947**

ø(ft)	H(ft)	E(fc)
8.6	3.3	17.12
17.2	6.6	4.28
25.8	9.8	1.90
34.5	13.1	1.07
43.1	16.4	0.68
<b>107°</b>		<b>5.5W</b>
5.5W LED R20, WFL107, WW30		

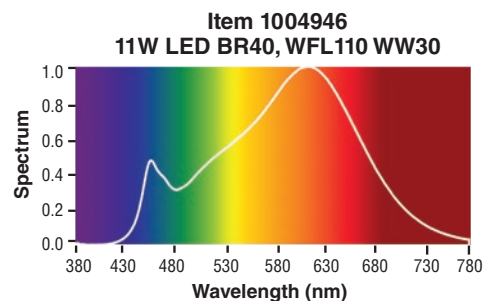
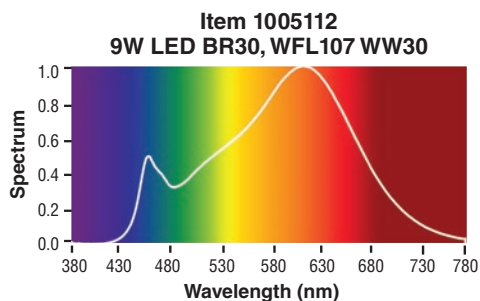
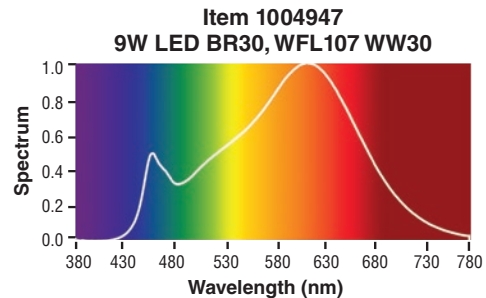
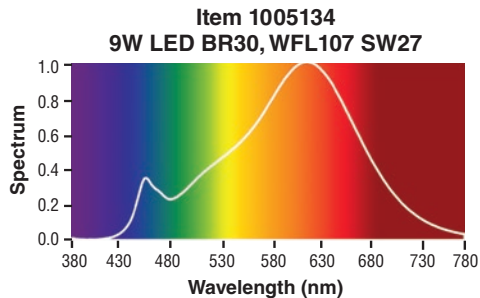
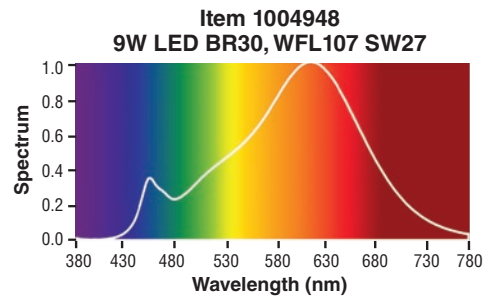
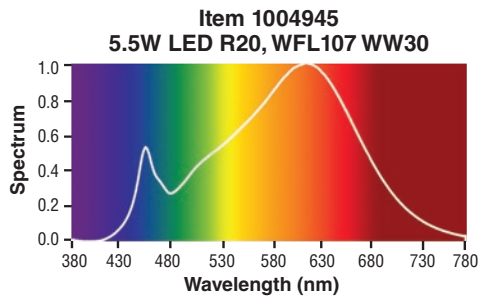
**Item 1005112**

ø(ft)	H(ft)	E(fc)
8.5	3.3	27.91
16.9	6.6	6.98
25.4	9.8	3.10
33.8	13.1	1.74
42.3	16.4	1.12
<b>107°</b>		<b>9W</b>
9W LED BR30, WFL107, SW27		

**Item 1004946**

ø(ft)	H(ft)	E(fc)
8.5	3.3	27.91
16.9	6.6	6.98
25.4	9.8	3.10
33.8	13.1	1.74
42.3	16.4	1.12
<b>107°</b>		<b>9W</b>
9W LED BR30, WFL107, SW27		

## Spectral Distribution Charts



# LIGHTING FACTS

Item# 1004945  
5.5W LED R20, WFL107 WW30

<b>Lighting Facts/ Faits d'éclairage</b>	
Per Bulb/Par l'ampoule	
<b>Brightness/Luminosité</b>	525 lumens
<b>Estimated Yearly Energy Cost/ Coût énergétique annuel estimé</b>	\$0.66
Based on 3 hrs/day, 11¢/kWh. Cost depends on rates and use. / Basé sur 3 heures/jour, 11¢/kWh. Les coûts dépendent du tarif et de la fréquence d'utilisation.	
<b>Life/Vie</b>	22.8 years/ans
Based on 3 hrs/day. /Basé sur 3 heures/jour.	
<b>Light Appearance/Apparence de l'éclairage</b>	
Warm/Chaud	Cool/Froid
3000K	
<b>Energy Used/Énergie utilisée</b>	5.5 watts

Item# 1004948  
9W LED BR30, WFL107 SW27

<b>Lighting Facts/ Faits d'éclairage</b>	
Per Bulb/Par l'ampoule	
<b>Brightness/Luminosité</b>	810 lumens
<b>Estimated Yearly Energy Cost/ Coût énergétique annuel estimé</b>	\$1.08
Based on 3 hrs/day, 11¢/kWh. Cost depends on rates and use. / Basé sur 3 heures/jour, 11¢/kWh. Les coûts dépendent du tarif et de la fréquence d'utilisation.	
<b>Life/Vie</b>	22.8 years/ans
Based on 3 hrs/day. /Basé sur 3 heures/jour.	
<b>Light Appearance/Apparence de l'éclairage</b>	
Warm/Chaud	Cool/Froid
2700K	
<b>Energy Used/Énergie utilisée</b>	9 watts

Item# 1005134  
9W LED BR30, WFL107 SW27

<b>Lighting Facts/ Faits d'éclairage</b>	
Per Bulb/Par l'ampoule	
<b>Brightness/Luminosité</b>	810 lumens
<b>Estimated Yearly Energy Cost/ Coût énergétique annuel estimé</b>	\$1.08
Based on 3 hrs/day, 11¢/kWh. Cost depends on rates and use. / Basé sur 3 heures/jour, 11¢/kWh. Les coûts dépendent du tarif et de la fréquence d'utilisation.	
<b>Life/Vie</b>	22.8 years/ans
Based on 3 hrs/day. /Basé sur 3 heures/jour.	
<b>Light Appearance/Apparence de l'éclairage</b>	
Warm/Chaud	Cool/Froid
2700K	
<b>Energy Used/Énergie utilisée</b>	9 watts

Item# 1004947  
9W LED BR30, WFL107 WW30

<b>Lighting Facts/ Faits d'éclairage</b>	
Per Bulb/Par l'ampoule	
<b>Brightness/Luminosité</b>	810 lumens
<b>Estimated Yearly Energy Cost/ Coût énergétique annuel estimé</b>	\$1.08
Based on 3 hrs/day, 11¢/kWh. Cost depends on rates and use. / Basé sur 3 heures/jour, 11¢/kWh. Les coûts dépendent du tarif et de la fréquence d'utilisation.	
<b>Life/Vie</b>	22.8 years/ans
Based on 3 hrs/day. /Basé sur 3 heures/jour.	
<b>Light Appearance/Apparence de l'éclairage</b>	
Warm/Chaud	Cool/Froid
3000K	
<b>Energy Used/Énergie utilisée</b>	9 watts

Item# 1005112  
9W LED BR30, WFL107 WW30

<b>Lighting Facts/ Faits d'éclairage</b>	
Per Bulb/Par l'ampoule	
<b>Brightness/Luminosité</b>	810 lumens
<b>Estimated Yearly Energy Cost/ Coût énergétique annuel estimé</b>	\$1.08
Based on 3 hrs/day, 11¢/kWh. Cost depends on rates and use. / Basé sur 3 heures/jour, 11¢/kWh. Les coûts dépendent du tarif et de la fréquence d'utilisation.	
<b>Life/Vie</b>	22.8 years/ans
Based on 3 hrs/day. /Basé sur 3 heures/jour.	
<b>Light Appearance/Apparence de l'éclairage</b>	
Warm/Chaud	Cool/Froid
3000K	
<b>Energy Used/Énergie utilisée</b>	9 watts

Item# 1004946  
11W LED BR40, WFL110 WW30

<b>Lighting Facts/ Faits d'éclairage</b>	
Per Bulb/Par l'ampoule	
<b>Brightness/Luminosité</b>	1000 lumens
<b>Estimated Yearly Energy Cost/ Coût énergétique annuel estimé</b>	\$1.32
Based on 3 hrs/day, 11¢/kWh. Cost depends on rates and use. / Basé sur 3 heures/jour, 11¢/kWh. Les coûts dépendent du tarif et de la fréquence d'utilisation.	
<b>Life/Vie</b>	22.8 years/ans
Based on 3 hrs/day. /Basé sur 3 heures/jour.	
<b>Light Appearance/Apparence de l'éclairage</b>	
Warm/Chaud	Cool/Froid
3000K	
<b>Energy Used/Énergie utilisée</b>	11 watts

## CAUTION:

The lamp may not be compatible with all dimmers. Check [www.ushio.com](http://www.ushio.com) to find up to date dimmer compatibility options. Use only 120V 60 Hz circuits. Do not open. No user serviceable parts inside. Reliable operating temperature is -4°F to 113°F. Suitable for dry and damp locations. Suitable for use in recessed fixtures, surface mount wall and ceiling luminaires, and portable luminaires. The device is not intended for use with emergency exit fixtures, emergency exit lights, photo controls, or electric timers. Not for use in totally enclosed luminaires. Do not use where exposed to water. This device complies with part 15 of the FCC Rules. Operation is subject to the following two conditions: (1) this device may not cause harmful interference, and (2) this device must accept any interference received, including interference that may cause undesired operation.

# USHIO