



## USH-103D Short-Arc Mercury

Ushio America, a respected leader in specialty lighting, brings you the latest advancement in lamp technology - our extended life 100W short-arc mercury lamp. Ushio's USH and UXM short-arc mercury and mercury-xenon lamps are characterized by their tightly confined plasma discharge, high luminance, and ultra-stable arc, spectral outputs in the ultraviolet and visible light regions, DC- and AC-operated versions.

Ushio lamps are used in all microscopy units, diagnostic, industrial analytical equipment, including spectrofluorometers, blood analyzers, optical comparators, and UV curing applications. Our latest line of USH(SMR) lamps feature precision-aligned mercury burners and specialized reflector designs for ultimate reflectivity and light channeling control in fiber-optic applications. Designed and built in one of our United States manufacturing facilities.

Continuous upgrades in electrode material technology and investments in cutting-edge manufacturing processes enables Ushio to further improve light versus life degradation characteristics.

 contains mercury  
contient du mercure 

Manage in Accord with Disposal Laws  
[www.lamprecycle.org](http://www.lamprecycle.org) 1-800-895-8842

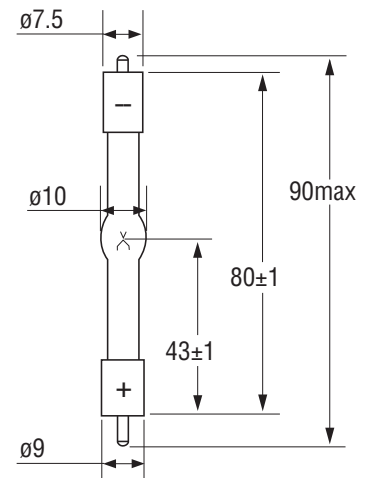
**⚠ CALIFORNIA PROPOSITION 65 WARNING:** These products can expose you to Mercury known to the state of California to cause birth defects or other reproductive harm. For more information, please go to: [www.p65warnings.ca.gov](http://www.p65warnings.ca.gov).

### FEATURES & BENEFITS

- Enhanced Electrode Eesign for Precise Positioning and High Arc Stability
- Improved Manufacturing Process Enables Extended Life (300 Hours)
- Ushio Developed Product With Tightly Controlled ISO Quality Processes
- Designed for Use in All 100W Fluorescent Microscope Systems

### APPLICATIONS

- TOC Monitor



Watts (W)	Ordering Code	Lamp Description	Operating Voltage (V)	Current Range (mm)	Luminous Flux Nom.* (lm)	Average Rated Life* (h)	Case Qty
100	5001329	USH-103D	20±4V DC	4 - 6A DC	3000	300	20

\* Based on 30% lumen depreciation from initial luminous flux  
Operating position Anode Down, Permissible inclination Vertical ± 45°

All dimensions shown in millimeters unless otherwise noted.